






Bolt Grade Markings and Strength Chart

Head Marking	Grade and Material	Nominal Size Range (inches)	Mechanical Properties		
			Proof Load (psi)	Min. Yield Strength (psi)	Min. Tensile Strength (psi)
 No Markings	Grade 2 Low or medium carbon steel	1/4 thru 3/4	55,000	57,000	74,000
		Over 3/4 thru 1-1/2	33,000	36,000	60,000
 3 Radial Lines	Grade 5 Medium Carbon Steel, Quenched and Tempered	1/4 thru 1	85,000	92,000	120,000
		Over 1 thru 1-1/2	74,000	81,000	105,000
 6 Radial Lines	Grade 8 Medium Carbon Alloy Steel, Quenched and Tempered	1/4 thru 1-1/2	120,000	130,000	150,000
Stainless markings vary. Most stainless is non-magnetic	18-8 Stainless Steel alloy with 17-19% Chromium and 8-13% Nickel	1/4 thru 5/8		40,000 Min. 80,000 – 90,000 Typical	100,000 – 125,000 Typical
		3/4 thru 1		40,000 Min. 45,000 – 70,000 Typical	100,000 Typical
		Above 1			80,000 – 90,000 Typical
Head Marking	Class and Material	Nominal Size Range (mm)	Mechanical Properties		
			Proof Load (MPa)	Min. Yield Strength (MPa)	Min. Tensile Strength (MPa)
 8.8	Class 8.8 Medium Carbon Steel, Quenched and Tempered	All Sizes below 16mm	580	640	800
		16mm - 72mm	600	660	830
 10.9	Class 10.9 Alloy Steel, Quenched and Tempered	5mm - 100mm	830	940	1040

12.9	Class 12.9 Alloy Steel, Quenched and Tempered	1.6mm - 100mm	970	1100	1220
Stainless markings vary. Most stainless is non-magnetic. Usualy stamped A-2	A-2 Stainless Steel alloy with 17- 19% Chromium and 8-13% Nickel	All Sizes thru 20mm		210 Min. 450 Typical	500 Min. 700 Typical

Tensile Strength: The maximum load in tension (pulling apart) which a material can withstand before breaking or fracturing.

Yield Strength: The maximum load at which a material exhibits a specific permanent deformation

Proof Load: An axial tensile load which the product must withstand without evidence of any permanent set.

$1\text{MPa} = 1\text{N/mm}^2 = 0.2248 \text{ pounds/mm}^2$